



**YOUR FUTURE
(WALTON &
BEYOND)**

WHO IS YOUR SCHOOL COUNSELOR?



Mrs. Clary
A - Ch



Dr. Alpert
Ci - G



Mrs. Dunham
H - K



Mrs. Watford
L - N



Mrs. Jackson
O - Sl



Mrs. Fay
Sm - Z

HOW TO SEE YOUR SCHOOL COUNSELOR

Lunch

- Stop by during your lunch period. No appointment is needed.

Email

- Set up an appointment by emailing your counselor.

Emergency

- If you are having an emergency, come to the counseling suite and speak with any available counselor.



www.waltonhighcounseling.com

GRADUATION REQUIREMENTS

Area of Study	Required Credits
ELA - (Lit & Comp I, Lit & Comp II, 3rd & 4th ELA)	4 credits
Math - (Algebra, Geometry, Adv Algebra)	4 credits
Science - (Bio, Chem/Env Sci, Physics/Phy Sci)	4 credits
Social Studies - (Gov/Econ, US Hist, World Hist)	3 credits
World Lang/Career Tech/Fine Arts (Combination)	3 credits
PE – (Personal Fitness & Health)	1 credit
Electives	4 credits
TOTAL CREDITS:	23

GRADE PROMOTION REQUIREMENTS

Grade Level	Required Credits
10 th	5 credits (1 credit each in English, Math, & Science)
11 th	10 credits (2 credits each in English, Math, & Science)
12 th	16 credits (on track for graduation)

10TH GRADE REGISTRATION

Date	Event
Week of Feb 2	Core course registration (not science)
Wed, Feb 11 Thurs, Feb 12	Science registration
Wed, Feb 25	Elective Fair
March TBA	Freshmen Advisement
Wed, April 1	Waiver and O Period deadline

DUAL ENROLLMENT

DE is a state-funded program that allows 11th and 12th graders to take college classes while completing their high school diploma.

DE also provides limited options for 10th graders

DE pays for 100% tuition, mandatory fees, and required textbooks up to 30 college semester hours

Any 10th grader can take CTAE classes at a Technical College (e.g., Chattahoochee Tech)

10th graders who have earned a 1200 SAT or 26 ACT (in one sitting) are eligible to apply to any DE program

www.waltonhighcounseling.com/dual-enrollment

NOW LET'S DO...

Individual Graduation Plan

AchieveWorks Intelligences Assessment

BRIDGE Survey

Gafutures account

Individual Graduation Plan

Your Individual Graduation Plan (IGP) is a tool used to help you when planning your courses and to ensure you are on track for graduation.

Today, you will be creating or updating your IGP, predicting what core courses to take next school year. Each student's plan will look different.

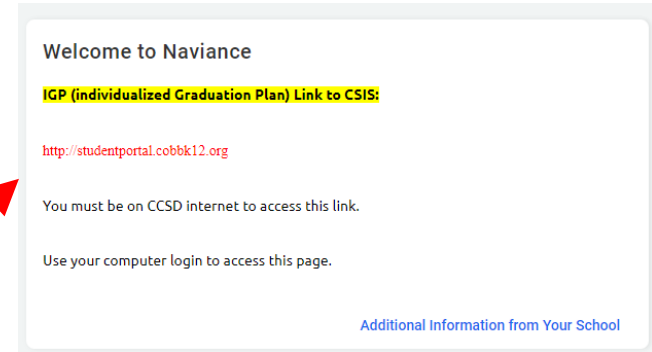
Choose what works for you!



Logging In

1. Log in to **Naviance** through Clever or the Walton HS homepage

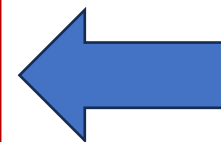

- www.cobbk12.org/walton
- Click “Find it Fast”
- Click “Naviance”
- Click “Log in with SAML”
- Log in using your Microsoft 365 username & password if you’re not on the CCSD network.



2. On the right side, click <http://studentportal.cobbk12.org> and log in using your CCSD computer/email login info **

3. Select Grad Plan underneath Apps

Apps



ENGLISH

Subject	Grade 9	Grade 10
English/Language Arts (4 Credits) 4 credits of English/Language Arts required: 1 - Ninth Grade Literature and Composition 1 - American Literature/Composition 2 - 3rd & 4th English/Language Arts Options	Ninth-Grade Literature and Composition American Literature/Composition 3rd & 4th English/Language Arts Options Additional English/Language Arts	Ninth-Grade Literature and Composition American Literature/Composition 3rd & 4th English/Language Arts Options Additional English/Language Arts
	Type or Select Course in Drop: <input type="text"/> Add	Lit & Comp 2 <input type="text"/> Add
	Credit: <input checked="" type="radio"/> Reg <input type="radio"/> HN <input type="radio"/> AP <input type="radio"/> DE Type: <input type="radio"/> A <input type="radio"/> B <input checked="" type="radio"/> Y	Credit: <input checked="" type="radio"/> Reg <input type="radio"/> HN <input type="radio"/> AP <input type="radio"/> DE Type: <input type="radio"/> A <input type="radio"/> B <input checked="" type="radio"/> Y
	Planned Scheduled	Planned Lit & Comp 2 Reg Y 1

- Underneath Grade 10
 - **Type in the text box** which English course you plan to take next school year
 - Grade 10 Lit Options:
 - (H) Lit 2
 - AP Language
- Click **Add**
- Make sure the course is listed underneath **Planned**



MATH

Subject	Grade 9	Grade 10
Mathematics (3 Credits)	CC/GPS/GSE Algebra I/or Equivalent CC/GPS/GSE Geometry or Equivalent 4th Math Option Additional Mathematics	CC/GPS/GSE Algebra I/or Equivalent CC/GPS/GSE Geometry or Equivalent 4th Math Option Additional Mathematics
4 credits of Mathematics are required:		
1 - Algebra I	Type or Select Course in Dropc Add Reg <input checked="" type="radio"/> HN <input type="radio"/> AP <input type="radio"/> DE Credit: <input checked="" type="radio"/> 1 <input type="radio"/> 0.5 Type: <input type="radio"/> A <input type="radio"/> B <input checked="" type="radio"/> Y	Honors Advanced Algebra Add Reg <input checked="" type="radio"/> HN <input type="radio"/> AP <input type="radio"/> DE Credit: <input checked="" type="radio"/> 1 <input type="radio"/> 0.5 Type: <input type="radio"/> A <input type="radio"/> B <input checked="" type="radio"/> Y
1 - Geometry		
1 - Algebra II or Advanced Algebra		
1 - 4 th Mathematics option		
Planned		
Scheduled 27.2821003 H Geometry Y		Planned Honors Advanced Algebra Reg Y 1
Earned 27.2990095 GSE Algebra IY MS-HS 92 27.2821003 H Geometry Y 88		Scheduled

- Underneath Grade 10
 - **Type in the text box** which math course you plan to take next school year
- Grade 10 math options:
 - (H) Geometry
 - (H) Adv Algebra
 - (AP) Precalculus
- Click **Add**
- Make sure the course is listed underneath **Planned**



SCIENCE

Subject	Grade 9	Grade 10
Science (4 Credits) 4 credits of Science are required: 1 - Biology 1 - Physical Science or Physics 1 - Chemistry, Earth Systems, Environmental Science or an AP/IB course 1 - 4 th Science Option	Biology Physical Science or Physics Chemistry/Earth Systems/Env Science or AP/IB course 4th Science Option Additional Science Type or Select Course in Drop: <input type="text"/> Add <input checked="" type="radio"/> Reg <input type="radio"/> HN <input type="radio"/> AP <input type="radio"/> DE Credit: <input checked="" type="radio"/> 1 <input type="radio"/> 0.5 Type: <input type="radio"/> A <input type="radio"/> B <input checked="" type="radio"/> Y Planned Scheduled 26.0120008 Biology I A 26.0120009 Biology I B	Biology Physical Science or Physics Chemistry/Earth Systems/Env Science or AP/IB course 4th Science Option Additional Science Chemistry <input type="text"/> Add <input checked="" type="radio"/> Reg <input type="radio"/> HN <input type="radio"/> AP <input type="radio"/> DE Credit: <input checked="" type="radio"/> 1 <input type="radio"/> 0.5 Type: <input type="radio"/> A <input type="radio"/> B <input checked="" type="radio"/> Y Planned Chemistry Reg Y 1 Scheduled

- Underneath Grade 10
 - **Type in the text box** which science course you plan to take next school year
 - Grade 10 science options:
 - Env Science
 - (H) Chemistry
 - STEM H Anatomy
- Click **Add**
- Make sure the course is listed underneath **Planned**



SOCIAL STUDIES

Subject	Grade 9	Grade 10	
Social Studies (3 Credits) 3 credits of Social Studies are required: 1 - United States History 1 - World History ½ (.5) - American Government/Civics ½ (.5) - Economics	United States History World History American Government/Civics Economics Additional Social Studies	United States History World History American Government/Civics Economics Additional Social Studies	
	Type or Select Course in Drop ▼ Add <input checked="" type="radio"/> Reg <input type="radio"/> HN <input type="radio"/> AP <input type="radio"/> DE Credit: <input checked="" type="radio"/> 1 <input type="radio"/> 0.5 Type: <input type="radio"/> A <input type="radio"/> B <input checked="" type="radio"/> Y	econ and government ▼ Add <input checked="" type="radio"/> Reg <input type="radio"/> HN <input type="radio"/> AP <input type="radio"/> DE Credit: <input checked="" type="radio"/> 1 <input type="radio"/> 0.5 Type: <input type="radio"/> A <input type="radio"/> B <input checked="" type="radio"/> Y	
	Planned	Planned econ and government Reg Y 1	
	Scheduled	Scheduled	
	Earned	Earned	

- Underneath Grade 10
 - **Type in the text box**
“Econ and Government”
- Choose which level for each course:
 - (H/AP) Econ
 - (H/AP) Government
 - Example: H Econ & AP Govt
- Click **Add**
- Make sure the course is listed underneath **Planned**



NOW SCROLL TO THE BOTTOM OF THE PAGE

General Notes:

Plan to complete a pathway in: ☐ Advanced Academics ☐ Career & Technology ☐ World Languages ☐ Fine Arts

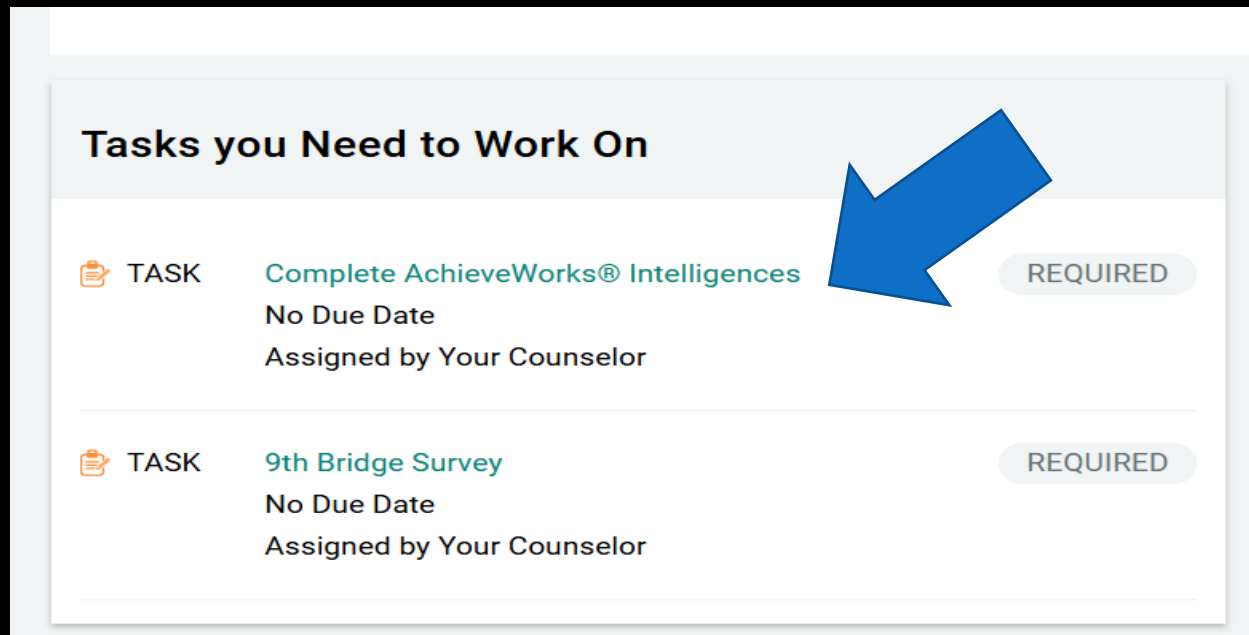
☐ This Graduation Plan has been updated for this school year.

Save

- Indicate at least one of the four areas in which you plan to complete a pathway (see red circle)
- Check the box that says “This Graduation Plan has been updated” (see red arrow)
- Click “Save” (see red arrow)
- Raise your hand to have a counselor check to ensure you have completed your IGP correctly

ACHIEVEWORKS INTELLIGENCES TASK

1. Go back to Naviance homepage
2. Click "Planner" and "Tasks"
3. Scroll down to "Tasks You Need to Work On"
4. Select "Complete AchieveWorks Intelligences"



ACHIEVEWORKS INTELLIGENCES TASK

1. Look for the pink arrow and click "Take AchieveWorks Intelligences"



To complete this task, you need to **complete the *AchieveWorks Personality®* assessment.**

2. Click "Start Assessment"



AchieveWorks Intelligences®

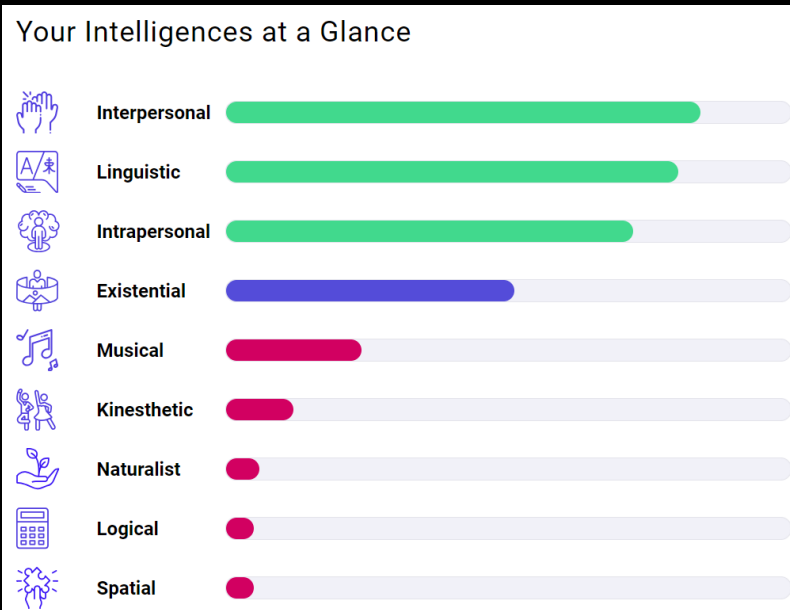
Start Assessment

Intelligence comes in many forms. **AchieveWorks Intelligences®** helps you uncover your different intelligences and how to leverage them.

This tool will reveal the ways you deal with information, solve problems, and create things.

ACHIEVEWORKS INTELLIGENCES TASK

After completing the AchieveWorks Intelligences, review the results related to your personality.



Intelligences and You

SKIP TO SUBSECTION:

- Interpersonal
- Linguistic
- Intrapersonal
- Existential
- Musical
- Kinesthetic
- Naturalist
- Logical
- Spatial

Your Superpowers

Interpersonal

This intelligence includes understanding and working with people, building relationships, seeing the world from others' point of view, communicating well verbally and non-verbally, cooperating in a group, having influence, and responding to the mood, personality and goals of others.

STRENGTHS

- Relate well to others
- Notice and understand people's needs, perspectives, emotions and motivations
- Connect and interact with people quickly and easily
- Form and maintain lasting relationships
- Able to lead, influence and inspire others

CHALLENGES

- Difficulty building and maintaining social relationships
- Do not notice or respond appropriately to others' feelings, motivations or behaviors
- Not good at collaborative work
- Uncomfortable interacting with people whose experiences, views and beliefs differ from own
- Don't see the humor in things that others find funny


EXPLORE CAREERS

“Favorite” your
top 3 career
interests by
clicking on the
heart





Recommended Careers


Great news - there are a lot of careers that could be a good fit for you based on your results. Take a look and explore what makes you curious.




Construction Managers
Plan, direct, or coordinate, usually through subordinate supervisory personnel, activities concerned with t...


 **Education**
4 Year College


 **Median Salary**
\$95,260


 FAVORITE




Hydroelectric Production Managers
Manage operations at hydroelectric power generation facilities. Maintain and monitor hydroelectric plant equip...

 **Education**
2 Year College

 **Median Salary**
\$105,480



 FAVORITE



9TH BRIDGE SURVEY

1. Go back to Naviance homepage
2. Click "Planner" and "Tasks"
3. Scroll down to "Tasks You Need to Work On"
4. Select "9th Bridge Survey"

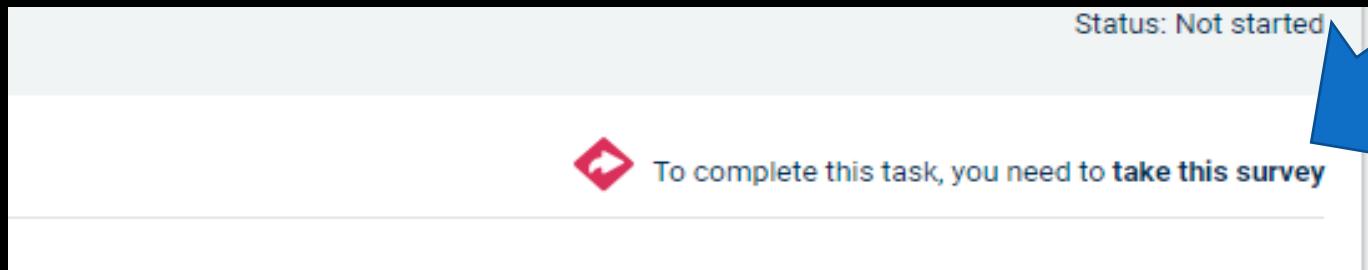
Tasks you Need to Work On

 TASK	Complete AchieveWorks® Intelligences No Due Date Assigned by Your Counselor	REQUIRED
 TASK	9th Bridge Survey No Due Date Assigned by Your Counselor	REQUIRED



9TH BRIDGE SURVEY

1. Find the pink arrow and click “Take this survey”



2. Answer all questions

3. Click “Save and Finish”

COUNSELOR CHECK FOR COMPLETION

1. Go back to the Naviance homepage
2. Click on “Planner” & “Tasks”
3. A counselor will verify you have completed both tasks.

Tasks you Need to Work On



You're all set. You have nothing assigned to you.

TOP STATE FOR TALENT ACT: CREATING YOUR GAFUTURES ACCOUNT




- GA passed the Top State for Talent Act (HB192) which requires students in 9th grade to create a GAfutures account at [GAfutures.org](https://Gafutures.org).
- This initiative supports GEORGIA MATCH, a comprehensive direct admission program.
- Students can check their HOPE GPA through their GAfutures account to see if they are on track to be eligible for the HOPE or Zell Miller Scholarship.

For more information about the Top State for Talent Act, click [HERE](#).


CREATING YOUR GAFUTURES ACCOUNT

- Log on to **GAfutures.org**
- Select **Create an Account**
- Select the **Student** account option




CREATE YOUR GAFUTURES ACCOUNT


Click on the group that best describes you



Student ?



Education Professional ?



General User ?

CREATING YOUR GAFUTURES ACCOUNT

Step 1 – Enter your information. Make sure to use your **personal email (e.g., gmail, icloud, etc.)**

CREATE ACCOUNT

1

Step 1

2

Step 2

3

Step 3

✓

Complete

Previous

Next

CREATING YOUR GAFUTURES ACCOUNT

Step 2 – Select “I attend a Georgia public high school”
You must also select security questions and answers.

1 Step 1 2 Step 2 3 Step 3 Complete

Fields marked with * are required.

Click on the radio button that best describes you *

☒ I attend a Georgia public High School ☐ I attend a Georgia private or charter High School ☐ I attend a Georgia Home Study Program
☐ I attend a Georgia College or University ☐ Other Students/Former Students ?

Security Question 1 *
What is your year of birth? **Answer 1 ***
2009

Security Question 2 *
What is your school mascot? **Answer 2 ***
Raiders

Security Question 3 *
What is your city of birth? **Answer 3 ***
Marietta

Previous Next

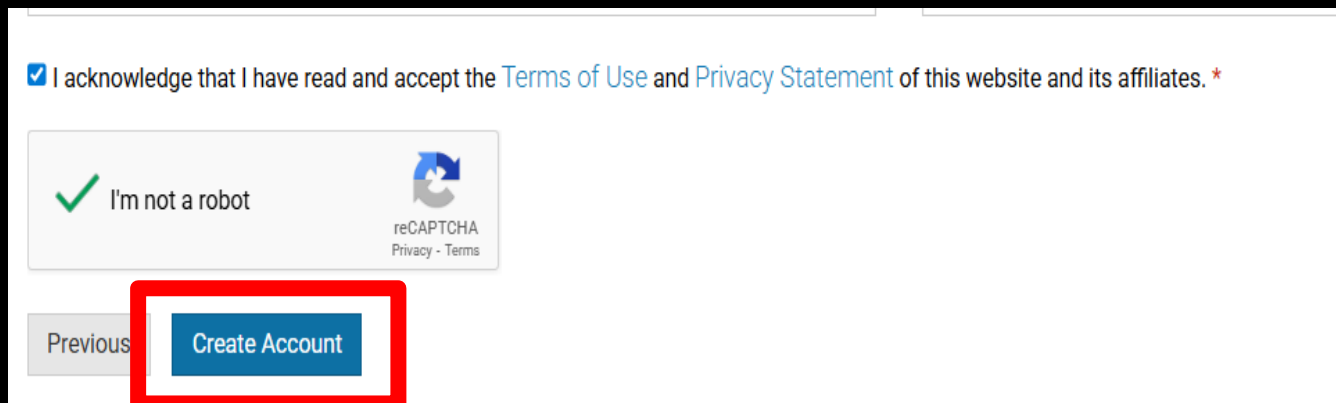
CREATING YOUR GAFUTURES ACCOUNT

Step 3 – Create a username and password. Write both of these in your phone for future use.


Select **Walton High School (111987)** for your school.

Fill out the rest of your information.

Click **Create Account** at the bottom.



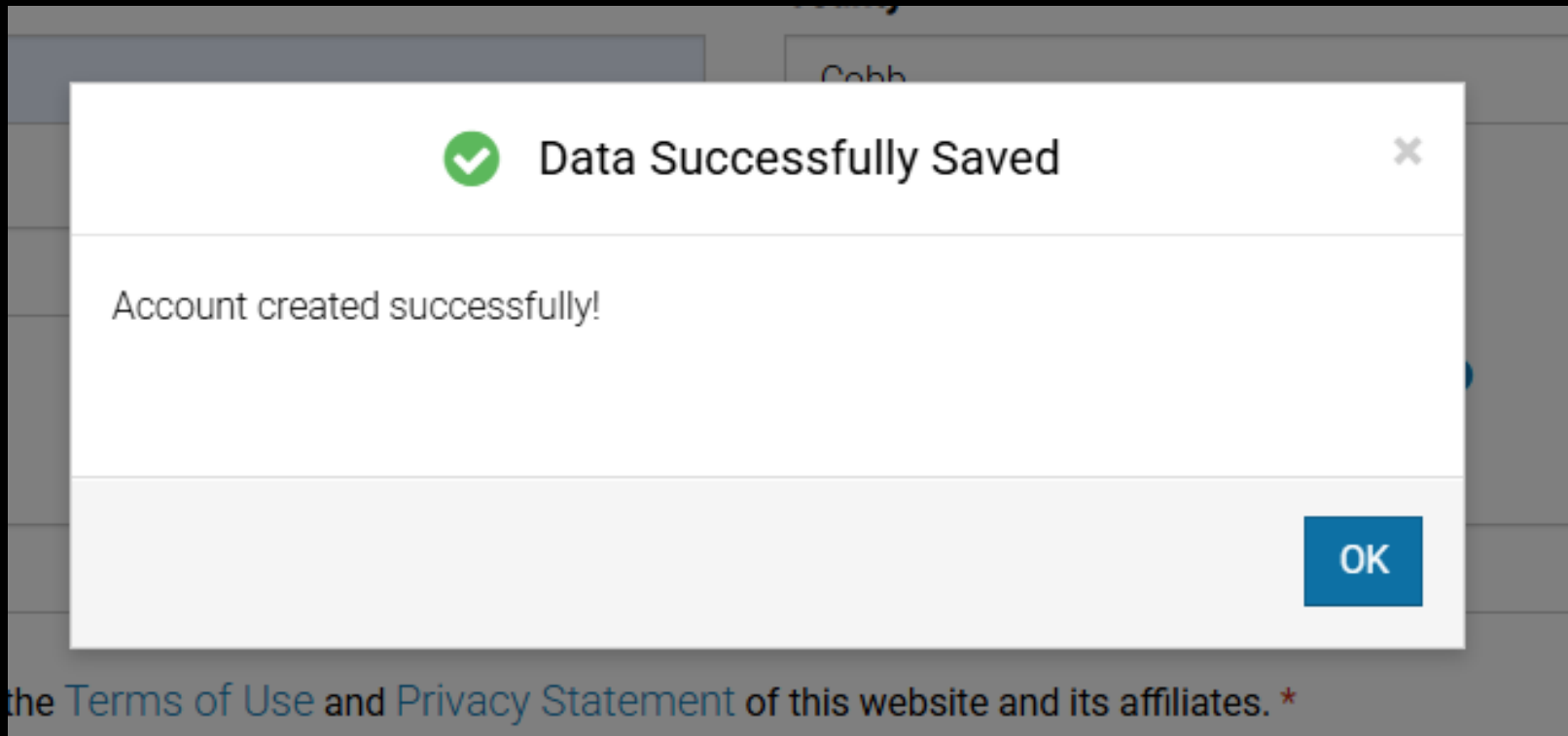
☒ I acknowledge that I have read and accept the [Terms of Use](#) and [Privacy Statement](#) of this website and its affiliates. *

☒ I'm not a robot  reCAPTCHA
Privacy - Terms

[Previous](#) [Create Account](#)

CREATING YOUR GAFUTURES ACCOUNT

Show this screen to check out with the school counselor.



HAVE A WONDERFUL REST OF YOUR 9TH GRADE YEAR!!!

“IF
CAULIFLOWER
CAN BECOME
PIZZA, YOU CAN
DO ANYTHING”

